

The Israelites Cross the Red Sea (Exodus 14)

**"If God is for us,
who can ever
be against us?"**
(Romans 8:31)

God takes care of us... and always makes a way for us.

The Israelites weren't lost; they just didn't know where they were. Or where they were going. Or when they'd get there.

None of them—not even Moses—could have drawn you a map to show where they were heading, but that was okay. They were following God, so they weren't lost.

Because God always knows where he's taking us—and he's *never* lost.

Maybe you've felt like the Israelites. Your family moved and you didn't know anything about your new neighborhood. Or you switched to a new school and couldn't find your classroom.

Well, here's something true: When you love and follow God, *he always makes a way for you*. He makes a way through troubles and hard days. He paves a path for you into the future. He walks with you and ahead of you—at the same time!

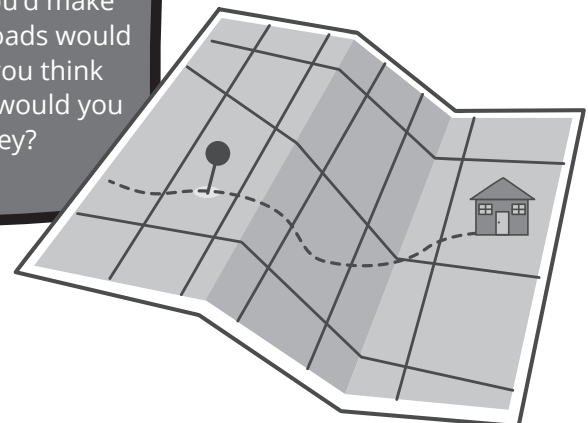
And God always, always, *always* makes a way for you to come to him. That's why he gave us Jesus: to make a way to come home.

Talk-Starters

Tell about a time you thought, "I'm lost!"
What happened?

Try-This @-Home

Along with a family member, pick a spot at least 500 miles from where you live. Then, using online tools (or an old-fashioned folding map!), figure out how you'd make your way home. What roads would you take? How long do you think it would take you? Who would you want along on the journey?



Explore More @ Home

You're never lost when you're with God!
See Proverbs 3:5-6 and Psalm 32:8.



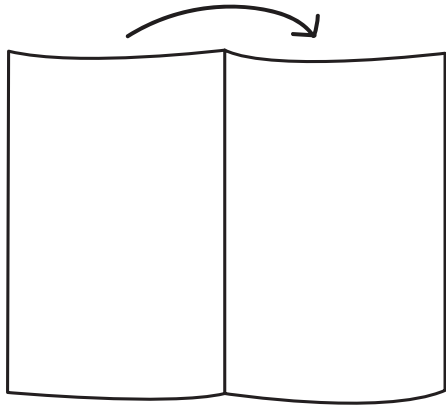
Make this page fly home!

Fold a flyer. Ask a family member to pick a spot at least 20 feet away where you're to land your plane

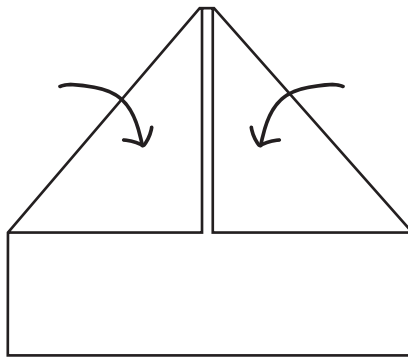
...then close your eyes, turn in a circle three times, and without looking, launch your flyer. How close did you get?

Here's how:

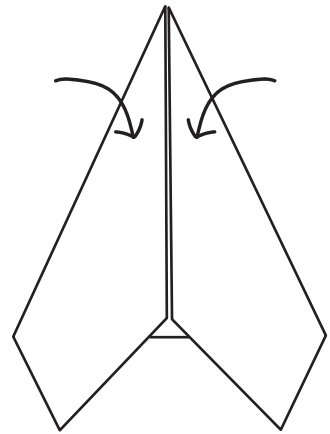
- 1 Fold the paper in half as shown.



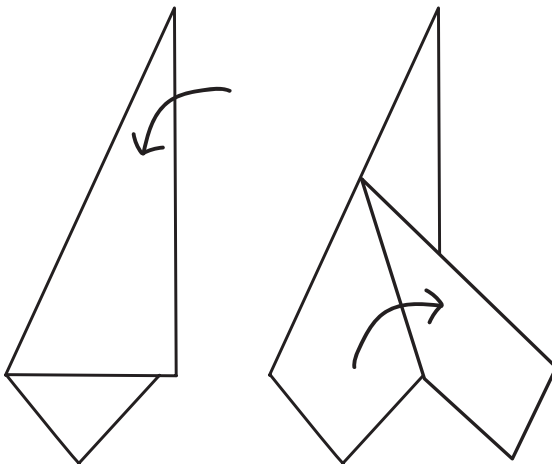
- 2 Unfold, and then fold the top two corners to the center line to create flaps.



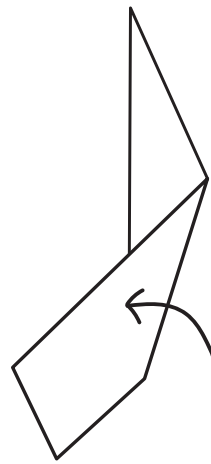
- 3 Fold each side to the center again.



- 4 Fold in half, then diagonally fold over the edge of the paper to make a wing.



- 5 Flip over and fold another wing to match the other side.



- 6 Grab the middle, and let it fly!

