

Isaac Is Born

Genesis 18:1-15; 21:1-7

“For the word of the Lord holds true, and we can trust everything he does.”

(Psalm 33:4)



We can trust God... because God keeps his promises.

If you've ever had someone not keep a pinky promise, you know the truth: Some promises aren't worth much. People *mean* to keep their promises, but sometimes it just doesn't happen.

A promise is only as good as who makes it, and God's promises can be trusted! God has kept his promises no matter what. He's never fumbled or forgotten a promise. A long time ago, God promised to send a Rescuer to save people from their sins. He kept that promise when he sent his only Son and our friend, Jesus.

And here's good news: God has made promises to *you*!

Jesus promised to love his friends. To give them peace and joy. And to never, ever forget them.


You can trust Jesus to keep his promises...every promise, every time!

Talk-~~Starter~~

Jesus has promised that he's with his friends now and forever. Share a story about something happening in your life that's hard or scary and why you're glad Jesus is keeping his promise.

Try-~~This~~-@-Home

Make a promise to do something for someone you live with. Tell a parent, brother, sister, or pet hamster what you'll do, and then...do it! Keeping promises is a great thing. Aren't you glad your friend Jesus keeps his promise to love you?



Explore More @ Home

Find out more about those promises God made to his friends by reading these passages: 1 John 4:16; Matthew 28:20; and Romans 15:13.



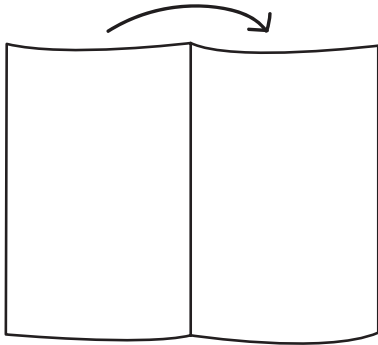
Make a seat to take home.

Fold a "sofa"

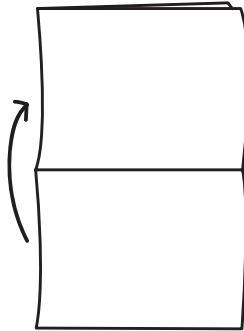
..and let your
Lego people have
a seat when you
get home.

Here's how:

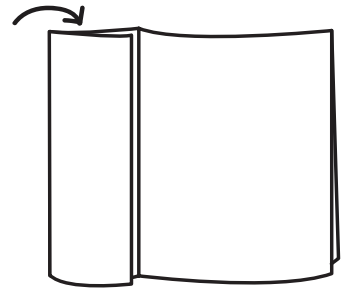
- 1 Fold the paper in half as shown.



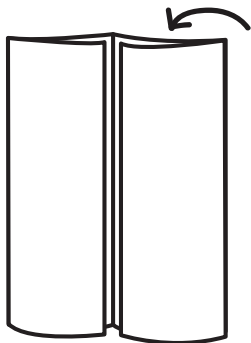
- 2 Fold the paper in half again as shown.



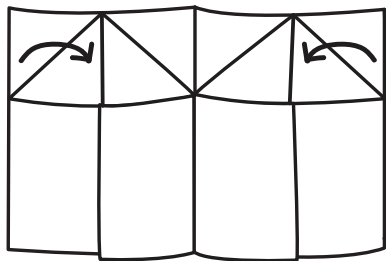
- 3 Unfold, and then fold one side to the center as shown.



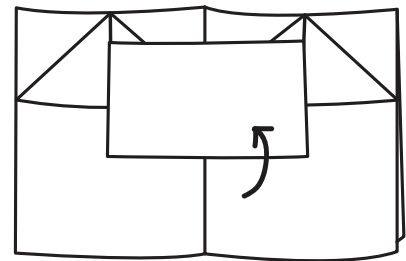
- 4 Fold the other side to the center as shown.



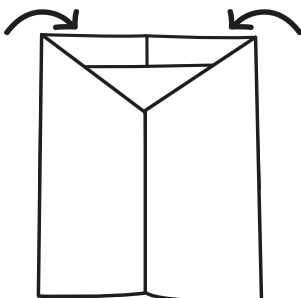
- 5 Tuck the corners down on each side to make triangles.



- 6 Fold the middle flap up about an inch from the top.



- 7 Fold in the sides again.



- 8 Pull the middle flap down to create a bench seat. Voila! You've got a sofa!

